

# HUAYA 15-35

## DIESEL FORKLIFT



**HUAYA**

### DIESEL FORKLIFT



#### Exceptional powertrain

Combine china Xinchai C490, Quanchai diesel engine and Nissan K25 gasoline engine with automatic transmission design, operator has got a powertrain that delivers strong load handling and smooth acceleration.




#### Combination display

LED Display offers useful information, such as the fuel meter, water temperature indicator and hour meters the convenience of operator.



#### Wide view mast

Strong U-steel, lifting cylinder, chain, bearing, and is equipped with a safety valve, when the oil cylinder or oil pipe breaks, the mast will not fall down instantly, will slowly decline.



#### Reliable component

SHIMADZU pump and valve, EATON oil pipe ensure precise control and durable lifetime never leak oil.



#### Comfortable seat

The new suspension adjustable seats make long-term operation more comfortable and the safety of the driver is guaranteed with seat belts.



#### Ergonomics

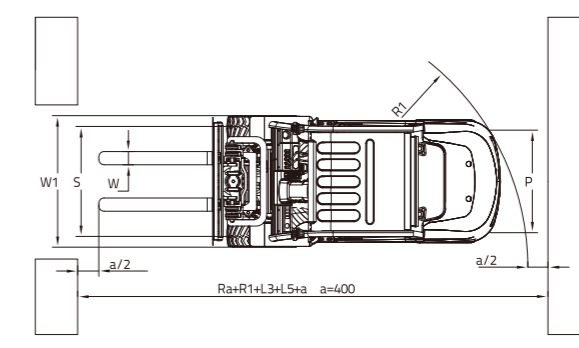
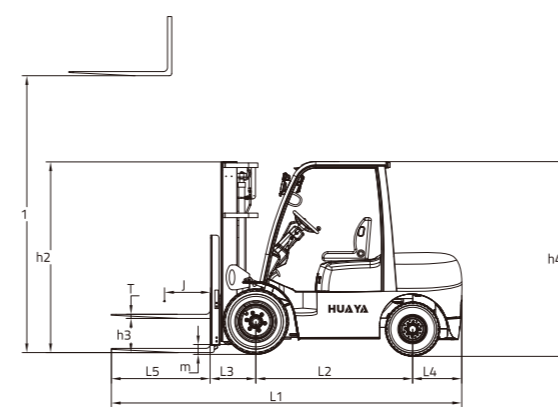
Roomy foot space of 1.06 meters wide enables a comfort operation, hydraulic controls are located besides display for maximum operator comfort, while allowing easy right-side entry and exit.

### Machine Parameters

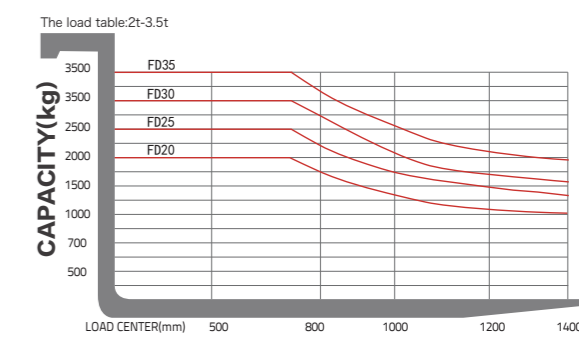
Characteristics		CPC15	CPC20	CPC25	CPC30	CPC35
Power	-	Diesel	Diesel	Diesel	Diesel	Diesel
Rated Capacity	kg	1500	2000	2600	3000	3500
Load Center	J(mm)	500	500	500	500	500
Max. Lifting Height	H1(mm)	3000	3000	3000	3000	3000
Free Lifting Height	H3(mm)	135	135	135	145	160
Fork Size LxWxH	L5xWxT(mm)	1070x122x40	1070x122x40	1070x122x40	1070x122x40	1070x125x45
Mast Tilting Angle Forward/Backward	°	6/12	6/12	6/12	6/12	6/12
Min. Turning Radius	R1(mm)	1955	2190	2240	2400	2445
Min. Ground Clearance (mast)	Ro(mm)	110	120	120	135	135
Overhead Guard Height	H4(mm)	2070	2160	2160	2165	2165
Height from Seat to Overhead Guard	mm	1005	1005	1005	1005	1005
<b>Performance</b>						
Max. Traveling Speed (loaded)	km/h	19	19	19	20	20
Max. Lifting Speed (loaded/unloaded)	mm/s	510/590	490/570	490/570	480/560	480/560
Max. Traction/Gradeability (loaded)	kN°	17/20	17/20	18/20	20/20	22/20
Min. Right Angle Stacking Aisle Width	mm	3910	4110	4160	4280	4335
<b>Dimensions</b>						
Overall Length (without fork)	L1(mm)	2205	2530	2580	2700	2750
Overall Width	W1(mm)	1070	1160	1160	1225	1225
Most Lowered Height	H2(mm)	1865	2060	2060	2060	2060
Most Extended Height	mm	4000	4220	4220	3650	3650
<b>Chassis</b>						
Tyre(Front)	-	6.50-10-10PR	7.00-12-12PR	7.00-12-12PR	28x9-15-12PR	28x9-15-12PR
Tyre(Rear)	-	5.00-8-8PR	6.00-9-10PR	6.00-9-10PR	6.50-10-10PR	6.50-10-10PR
Wheelbase	L2(mm)	1410	1600	1600	1700	1700
Tread(Front/Rear)	S(mm)	890/920	970/970	970/970	1000/970	1000/970
Curb Weight(Non-load)	kg	2660	3550	3880	4350	4600
<b>Powertrain</b>						
Battery(Voltage/Capacity)	V/Ah	12/80	12/80	12/80	12/80	12/80
Engine(Model)	-	4N23G31	4D27G31	4D27G31	4D27G31	4D27G31
Engine(Rated power)	kW/r.p.m	30/2600	36.8/2500	36.8/2500	36.8/2500	36.8/2500
Engine(Rated torque)	Nm/r.p.m	131/1800	156/1800	156/1800	156/1800	156/1800
Engine(Cylinder amount)	-	4	4	4	4	4
Engine(Bore*Stroke)	mm	90*100	90*100	90*100	90*100	90*100
Engine(Displacement)	L	2.27	2.54	2.54	2.54	2.54
Fuel Tank Capacity	L	40	60	60	70	70
Transmission	-	Manual / Automatic	Manual / Automatic	Manual / Automatic	Manual / Automatic	Manual / Automatic
Working Pressure	MPa	17.5	17.5	17.5	17.5	17.5

Remarks: The above parameters are based on 3M duplex standard mast.


### Machine 2D Graph



### Capacity Chart



### Optional Attachments



### Specification Of Optional Engine

Manufacturer	Drive Type	Model	Displacement(L)	Rated Power(Speed)(kW/r.p.m)
Nissan	LPG/Gasoline	K25	2.498	57.4/2500
Izuzu	Diesel	C240	2.369	34.3/2500
Mitsubishi	Diesel	S4S	3.351	38/2500
PSI	LPG/Gasoline	PSI 2.4	2.351	47/2700

### Specification Of Mast

#### M-Duplex Standard Mast

Lifting Height	Mast Height								Most Tilt Angle
	1.5T		2T-2.5T		3T		3.5T		
Forks Landing	Height with Backrest	Forks Landing	Height with Backrest	Forks Landing	Height with Backrest	Forks Landing	Height with Backrest	Forks Landing	Height with Backrest
mm	mm	mm	mm	mm	mm	mm	mm	mm	mm
2000	1495	3025	1495	3025	1565	3260	1595	3265	6/12
2500	1745	3525	1745	3525	1815	3760	1845	3765	6/12
3000	1995	4025	1995	4025	2065	4260	2095	4265	6/12
3500	2245	4525	2245	4525	2315	4560	2345	4565	6/12
3000	1995	4035	1995	4035	2065	4275	2095	4275	6/12
3500	2245	4535	2245	4535	2315	4575	2345	4575	6/12
3700	2345	4725	2345	4725	2415	4960	2445	4965	6/12
4000	2545	5025	2545	5025	2615	5260	2645	5265	6/12
4500	2795	5525	2795	5525	2865	5760	2895	5765	6/6 *4/12
5000	3045	6025	3045	6025	3115	6260	3145	6265	6/6 *4/6
5500	3345	6525	3345	6525	3415	6760	3445	6765	*3/6
6000	3595	7025	3595	7025	3665	7260	3695	7265	*3/6

Remark: \* means double front tires.

#### Z-Duplex Full Free Mast

Lifting Height	Mast Height								Free Lifting Height	Most Tilt Angle		
	1.5T		2T-2.5T		3T		3.5T					
Forks Landing	Height with Backrest	Forks Landing	Height with Backrest	Forks Landing	Height with Backrest	Forks Landing	Height with Backrest	Forks Landing	Height with Backrest			
mm	mm	mm	mm	mm	mm	mm	mm	mm	mm			
2000	1495	3035	1495	3035	1565	3275	1595	3275	511	337	367	6/12
2500	1745	3535	1745	3535	1815	3775	1845	3775	761	587	617	6/12
3000	1995	4035	1995	4035	2065	4275	2095	4275	1011	837	867	6/12
3500	2245	4535	2245	4535	2315	4575	2345	4575	1261	987	1017	6/12
3700	2345	4735	2345	4735	2415	4975	2445	4975	1511	1187	1217	6/12
4000	2545	5035	2545	5035	2615	5275	2645	5275	1761	1387	1417	6/12

Remark: The max. lifting height without backrest: 2T-2.5T: 400mm; 3T: 3.5T: 580mm.  
The free lifting height without backrest: 2T-2.5T: 440mm; 3T: 3.5T: 580mm.

#### S-Triplex Full Free Mast

Lifting Height	Mast Height								Free Lifting Height	Most Tilt Angle		
	1.5T		2T-2.5T		3T		3.5T					
Forks Landing	Height with Backrest	Forks Landing	Height with Backrest	Forks Landing	Height with Backrest	Forks Landing	Height with Backrest	Forks Landing	Height with Backrest			
mm	mm	mm	mm	mm	mm	mm	mm	mm	mm			
3600	1765	4625	1765	4625	1830	4865	1830	4870	781	602	607	6/6
4000	1900	5025	1900	5025	1965	5270	1965	5275	916	737	742	6/6
4350	2015	5375	2015	5375	2080	5615	2080	5620	1051	852	857	6/6
4500	2065	5525	2065	5525	2150	5765	2150	5770	1081	902	907	6/6
4800	2165	5825	2165	5825	2230	6065	2230	6070	1181	1002	1007	6/6
5000	2230	6025	2230	6025	2295	6260	2295	6265	1246	1067	1072	6/6
5500	2395	6525	2395	6525	2460	6765	2460	6765	1411	1232	1237	*3/6
6000	2615	7025	2615	7025	2680	7265	2680	7270	1631	1452	1457	*3/6

Remark: The max. lifting height without backrest: 2T-2.5T: 440mm; 3T: 3.5T: 580mm.  
The free lifting height without backrest: 2T-2.5T: 440mm; 3T: 3.5T: 580mm.  
\* means double front tires